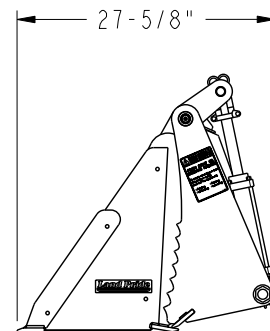
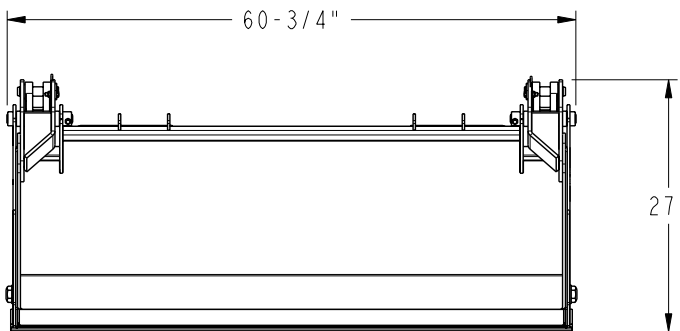
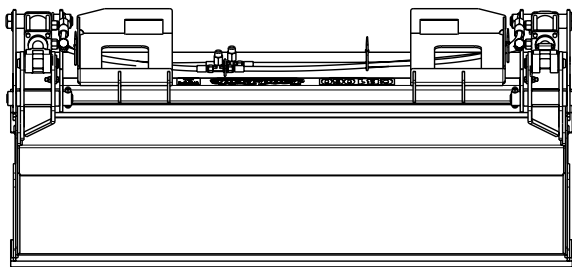


CB1060 Model

Specifications & Capacities	
Tractor horsepower	40 hp maximum
Hitch type	Universal Quick Attach
Weight	360 lbs without 3rd Function Hose Kit
Overall width	60 3/4"
Clamshell opening	28 1/4"
Clamshell clamping force	3,000 lbs at 2,250 psi hydraulic pressure
Floor construction	10 ga. grade 80 steel
Side wall construction	3/16"
Bucket capacity (ft³)	7.75 ft ³ (struck) & 10.35 ft ³ (heaped)
Hydraulic cylinder pins	1" dia. rod pivot pins
Jaw pivot pins	1" dia. pivot pins
Hydraulic cylinders	Two 2" x 6" x 1 1/8" Rod



70746